

White\*



Cameo\*




Victorian Gray\*



Sand\*

Solid 13" wide panels with patented interlock design and easy accessibility

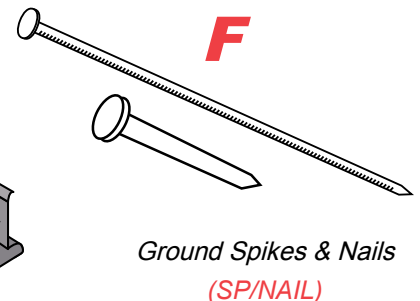


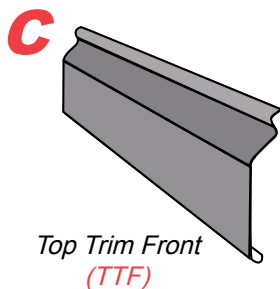

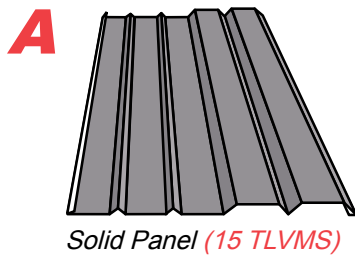


## TruGard Component & Replacement Parts

LIFETIME WARRANTY  
Products & Labor

Maintain your investment with premier quality skirting from TruGard.

	CODE	DESCRIPTION	LENGTH	PACKAGING DATA	WHITE	CAMEO	VICTORIAN GRAY	SAND	
	<b>A</b>	<b>15 TLVMS</b>	Solid Skirting Panel (13" exposure)	12 ft.	15 pc/ctn	<b>0201040</b>	<b>0201057</b>	<b>0200954</b>	<b>0201055</b>
	<b>B</b>	<b>15 VENT</b>	Vented Skirting Panel (13" exp.)	12 ft.	15 pc/ctn	<b>0201028</b>	<b>0201058</b>	<b>0200953</b>	<b>0201054</b>
	<b>C</b>	<b>TTF</b>	Top Trim Front	12 ft.	15 pc/ctn	<b>0201020</b>	<b>0201060</b>	<b>0200950</b>	<b>0201051</b>
	<b>D</b>	<b>TTM</b>	Top Trim Mounting	12 ft.	15 pc/ctn	<b>0201021</b>	<b>0201059</b>	<b>0200951</b>	<b>0201050</b>
	<b>E</b>	<b>VGC</b>	Vinyl Ground Channel	12 ft.	15 pc/ctn	<b>0201022</b>	<b>0201061</b>	<b>0200952</b>	<b>0201052</b>
	<b>F</b>	<b>SP/NAIL</b>	Nail & Spike Kit		128 Spikes/ 256 Nails	<b>0201065</b>			
			7" Skirting Spike		100/Bundle	<b>0201070</b>			
			1" Hex Head Screw		500 per box	<b>0263102</b>			
			Windguard	24 in.	32 per bundle	<b>0200818</b>			
			Windguard	12 in.	32 per bundle	<b>0200819</b>			
			PolyClip® Skirting Attachments		50 per bag	<b>0201075</b>			



# TruGard VinylSkirt® Carton Information



Maintain your investment with quality skirting from TruGard.

CODE	DESCRIPTION	LENGTH	WHITE	CAMEO	VICTORIAN GRAY	SAND
15 TLVMS	<b>PANEL CARTON: 76 lbs./Ctn.</b>		<b>0201040</b>	<b>0201057</b>	<b>0200954</b>	<b>0201055</b>
	15 Skirting Panels per carton; 13 in. exposure; 195 sq. ft. per carton	12 ft.				
15 VENT	<b>VENTILATED* PANEL CARTON: 76 lbs./Ctn.</b>		<b>0201028</b>	<b>0201058</b>	<b>0200953</b>	<b>0201054</b>
	15 perforated skirting panels; 13 in. exposure; 14.06 sq. in. of free air space per linear ft.; 195 sq. ft. per carton	12 ft.				
14 TKT	<b>TRIM CARTON: 100 lbs./Ctn.</b>		<b>0201043</b>	<b>0201056</b>	<b>0200955</b>	<b>0201053</b>
	<ul style="list-style-type: none"> <li>• 10 pcs. Top Trim Front; 120 linear ft.</li> <li>• 4 pcs. Top Trim Front; Factory-notched corner; 48 lin. ft.</li> <li>• 14 pcs. Top Trim Mounting; 168 linear ft.</li> <li>• 14 pcs. Vinyl Ground Channel; 168 linear ft.</li> <li>• 252 Nails</li> <li>• 126 7-in. Spikes</li> </ul>	12 ft. 12 ft. 12 ft. 12 ft.				

\*Ventilation shall be provided for the crawl space at a minimum of one sq. foot of free area for every 150 sq. ft. of the home's floor area. Ventilation openings shall be placed at or near each corner of the home and as high as practicable. Openings shall be located to provide cross ventilation on at least two opposite sides. Where an acceptable ground vapor barrier is installed and one such ventilation opening is within 3 feet of each corner of the home, the total area of ventilation openings may be reduced to one sq. foot for every 1,500 sq. feet of the home's floor area. Where local codes have minimum ventilation requirements for crawl spaces, these requirements shall apply to homes with skirting and continuous foundations.

## Measuring for TruGard:

You must first determine the approximate linear feet and average height.

**1. Determine linear feet:** To determine the linear feet of skirting material needed, measure the entire perimeter of the home.

**2. Determine the Average Height:** To find the average height, measure the height of the space between the ground and the home's bottom edge at each corner and the center of each side. Total all six measurements and divide by 6. Then, add 1 inch.

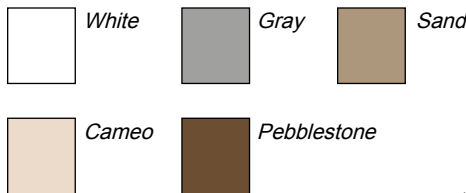
**3. Using the Calculation Chart:** Then go to the easy-to-read calculation chart below and find the appropriate measurements. The chart will then tell you what you will need to complete the installation.

Park Models*		TRUGARD CALCULATION CHART FOR SINGLE WIDE / DOUBLE WIDE																		
Typical Home Size (Ft.)	8 x 32	8 x 35	12 x 65	12 x 70	14 x 60	14 x 65	14 x 70	14 x 76	14 x 80	16 x 70	16 x 80	24 x 50	24 x 60	24 x 65	24 x 70	28 x 65	28 x 70	28 x 80	32 x 70	32 x 80
Lin. Ft.**	80	86	146	156	140	150	160	172	180	164	184	140	160	170	180	178	188	208	196	216
Avg. Ht. of Skirt	NUMBER OF 12-FOOT PANELS REQUIRED																			
18"	10	10	17	18	17	18	19	20	21	19	21	17	19	20	21	21	22	24	23	25
24"	13	14	23	24	22	24	25	27	28	25	28	22	25	27	28	28	29	32	30	33
28"	16	16	27	29	26	28	30	32	34	30	34	26	30	32	34	33	35	38	36	40
30"	16	17	29	30	27	29	31	34	35	38	42	27	31	33	35	35	43	48	45	50
36"			34	36	33	35	37	40	42	38	42	33	37	40	42	42	43	48	45	50
42"			45	48	44	47	50	53	56	50	57	44	50	53	56	55	58	64	60	66
Trim Parts	NUMBER OF 12-FOOT TRIM COMPONENTS REQUIRED																			
VGC	7	8	13	13	12	13	14	15	15	14	16	12	14	15	15	15	16	18	17	18
TTM	7	8	13	13	12	13	14	15	15	14	16	12	14	15	15	15	16	18	17	18
TTF	7	8	13	13	12	13	14	15	15	14	16	12	14	15	15	15	16	18	17	18
Spikes	60	65	110	117	105	113	120	129	135	123	138	105	120	128	135	134	141	156	147	162
Nails	120	129	219	234	210	225	240	258	270	246	276	210	240	255	270	267	282	312	294	324

All panels and trim components packaged in 12-ft. lengths—Panels 13-inch wide exposure. Above calculations are exact with no allowance for error in cutting. \*Park model calculations do not include material needed for tip outs. \*\* Less hitch.



Available in the following colors:



*Due to the printing process, colors shown are only approximations. Your salesman can show you samples with more accurate color.*

- ✓ 16" Wide Panels
- ✓ Rich Woodgrain Texture, 5 colors
- ✓ Panels .037", Trim .052" thickness.
- ✓ U-Shaped Ground Channel
- ✓ Homeowner's Warranty
- ✓ Vented Panels
- ✓ Trim Kits with Hardware
- ✓ Factory Notched Front Rail Corner Pieces
- ✓ 15-Year Warranty on Product & Labor



**The Features You Want ...**

*The Value You Need!*


***Lifestyle's center-vent panel is a better solution for your skirting needs:***

- ✘ Allows you to carry less inventory and makes ordering easier
- ✘ Each full panel = 4.94 sq. inches of net free area per linear foot for 57.63 square inches or 0.4 sq. ft of net free area per panel; Exceeds most manufacturer's requirements\* for open space under homes, meaning less chance of moisture problems & customer complaints.
- ✘ Eliminates calculations to find out how many vent panels are needed
- ✘ Saves time during installation - you don't have to waste time figuring out where to put regular vent panels

\*Ventilation shall be provided for the crawl space at a minimum of one sq. foot of free area for every 150 sq. ft. of the home's floor area. Ventilation openings shall be placed at or near each corner of the home and as high as practicable. Openings shall be located to provide cross ventilation on at least two opposite sides. Where an acceptable ground vapor barrier is installed and one such ventilation opening is within 3 feet of each corner of the home, the total area of ventilation openings may be reduced to one sq. foot for every 1,500 sq. feet of the home's floor area. Where local codes have minimum ventilation requirements for crawl spaces, these requirements shall apply to homes with skirting and continuous foundations.

## Lifestyle Component & Replacement Parts

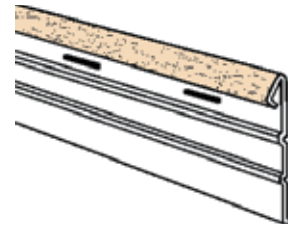
	CODE	DESCRIPTION	WHITE	CAMEO	GRAY	SAND	PEBBLESTONE
	<b>A LIFCV</b>	<b>CENTER-VENT PANEL CARTON:</b> 12 Center-vent skirting panels per carton; Each panel 11' 8" long; 16" exposure; 186.5 sq. ft./carton; 65 lbs./Ctn.	<b>0200597</b>	<b>0200596</b>	<b>0200598</b>	<b>0200599</b>	<b>0200595</b>
	<b>B LIF12</b>	<b>PANEL CARTON:</b> 12 skirting panels/carton Each panel 11' 8" long; 16" exposure; 186.5 sq. ft./carton • 65 lbs./Ctn.	<b>0200605</b>	<b>0200590</b>	<b>0200607</b>	<b>0200608</b>	<b>0200606</b>
	<b>LIFTKT</b>	<b>TRIM CARTON:</b> 90 lbs./Ctn. 10 pcs. Top Trim Front • 11' 7.25" long • 116 lin. ft. 4 pcs. Top Trim Front • 11' 7.25" long • Factory-notched corner • 46.5 lin. ft. 14 pcs. Top Trim Mounting • 11' 7.25" long. • 162 lin. ft. 14 pcs. Vinyl Ground Channel • 11' 7.25" long • 162 lin. ft. 200 Nails, 100 7-in. Ground Spikes	<b>0200600</b>	<b>0200604</b>	<b>0200602</b>	<b>0200603</b>	<b>0200601</b>
	<b>C LIFTTM</b>	<b>TOP MOUNT</b> • 40 per carton	<b>0200620</b>	<b>0200624</b>	<b>0200622</b>	<b>0200623</b>	<b>0200621</b>
	<b>D LIFTF</b>	<b>TOP TRIM FRONT</b> • 40 per carton	<b>0200609</b>	<b>0200613</b>	<b>0200611</b>	<b>0200612</b>	<b>0200610</b>
	<b>E LIFVGC</b>	<b>GROUND CHANNEL</b> • 40 per carton	<b>0200614</b>	<b>0200618</b>	<b>0200616</b>	<b>0200617</b>	<b>0200615</b>
	<b>F</b>	<b>GROUND SPIKES &amp; NAIL KIT</b> 100 Spikes, 200 Nails	<b>0201066</b>				
		Skirting Spike 7" • 100/bundle	<b>0201070</b>				
		1" Hex Head Screws • 500 per box	<b>0263102</b>				
		<b>WINDGUARD</b> • 24" • 32 per bundle	<b>0200818</b>				
		<b>WINDGUARD</b> • 12" • 32 per bundle	<b>0200819</b>				
		<b>POLYCLIP</b> • 50 per bag	<b>0201075</b>				




**A** Center-Vent Panels (LIFVENT)



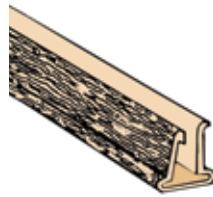
**B** Regular Panels (LIF12)



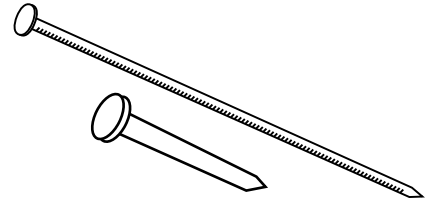
**C** Top Mount (LIFTTM)



**D** Top Trim, Front (LIFTTF)



**E** Ground Channel (LIFVGC)



**F** Ground Spikes & Nails (SP/NAIL)

## Measuring for Lifestyle:

- How to Determine Linear Feet** — To determine the linear feet of skirting material needed, measure the entire perimeter of the home.
- How to Determine the Average Height** — To find the average height, measure the height of the space between the ground and the home's bottom edge at each corner and the center of each side. Total all six measurements and divide by 6. Then, add 1 inch.
- Using the Calculation Chart** — Then go to the easy-to-read calculation chart below and find the appropriate measurements. The chart will then tell you what you will need to complete the installation.


	Park Models		LIFESTYLE CALCULATION CHART FOR SINGLE WIDE / DOUBLE WIDE																	
Home Size (Ft.)	8x32	8x35	12x65	12x70	14x60	14x65	14x70	14x76	14x80	16x70	16x80	24x50	24x60	24x65	24x70	28x65	28x70	28x80	32x70	32x80
Lin. Ft.*	80	86	146	156	140	150	160	172	180	164	184	140	160	170	180	178	188	208	196	216
Avg. Ht. Of Skirt	NUMBER OF 11 FOOT - 8 INCH PANELS REQUIRED																			
18"	9	10	16	17	15	16	17	19	19	18	20	15	17	18	19	19	20	23	21	24
23"	10	11	19	20	18	19	20	22	23	21	23	18	20	22	23	23	24	26	25	27
28"	12	13	22	24	21	23	24	26	27	25	28	21	24	26	27	27	28	32	30	33
35"	15	17	28	30	27	29	30	33	34	31	35	27	30	32	34	34	36	39	37	41
42"	20	22	37	39	35	38	40	43	45	41	46	35	40	43	45	45	47	52	49	54
Trim Parts	NUMBER OF 11 FOOT - 7-1/4 INCH TRIM COMPONENTS REQUIRED																			
LIFTTM	7	8	13	14	12	13	14	15	16	15	16	13	14	15	16	16	17	18	17	19
LIFTTF	7	8	13	14	12	13	14	15	16	15	16	13	14	15	16	16	17	18	17	19
LIFVGC	7	8	13	14	12	13	14	15	16	15	16	13	14	15	16	16	17	18	17	19
Ground Spikes	49	56	91	98	84	91	98	105	112	98	112	91	98	105	112	112	119	130	123	135
Nails	98	112	182	196	168	182	196	210	224	196	224	182	196	210	224	224	238	260	245	270

\* Less Hitch & Tip Out



## Panels


Available in three great colors:  
**Brown • Sandstone • Gray\***



- 0201119** 32" x 5' Brown
- 0201120** 36" x 5' Brown
- 0201121** 48" x 5' Brown



- 0201115** 32" x 5' Sandstone
- 0201116** 36" x 5' Sandstone
- 0201117** 48" x 5' Sandstone



- 0201122** 32" x 5' Gray
- 0201123** 36" x 5' Gray
- 0201124** 48" x 5' Gray



## Access Doors

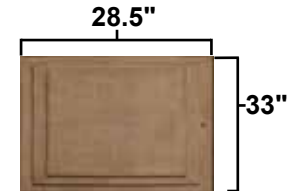


- 0201126** 32" W x 36" H Brown
  - 0201127** 32" W x 36" H Gray
  - 0201111** 32" W x 36" H Sandstone
- Ships with keys stapled to rear of door.*

### Total Dimensions



### Door Dimensions



6" clearance below door

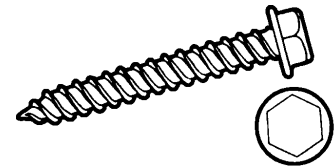
## Tongue Cover



- 0201140** Brown
- 0201141** Gray

## Screws

Sheet metal screws, 1-1/4" hex washer head, painted. Zinc plated. #8 gauge.



- 0262611** Black; 250/Box
- 0262612** Black; 500/Box
- 0262632** Cream; 500/Box

## K-Rok Calculation Chart

Mobile Home Size	14	14	14	14	14	14	14	14	14	16	24	24	24	24	24	28	28	28	28	28	
	x	x	x	x	x	x	x	x	x	x	x	x	x	x	x	x	x	x	x	x	
	46	50	52	56	60	65	70	72	80	85	44	50	60	64	65	70	44	52	60	64	70
Linear Ft. (Less Hitch)	112	120	124	132	140	150	160	164	180	194	128	140	160	168	170	180	136	152	168	176	188
Number of Panels	24	26	27	28	30	32	34	35	38	41	27	30	34	36	36	38	29	32	36	38	40

Note: A 5-foot panel actually covers 57"


# Metal Top Trim, 10'

- 0201132 Brown
- 0201133 Gray
- 0201134 Sandstone

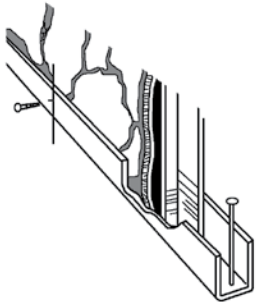


# Metal Corners, 36"

- 0201145 Brown
- 0201146 Gray
- 0201147 Sandstone



# Metal Bottom Track & Frost Heave Channel



Bottom track shown

## STANDARD TRACK, 10'

- 0201128 Brown Track
- 0201129 Gray Track
- 0201130 Sandstone Track

## FROST HEAVE TRACK, 10'

- 0201150 Brown Channel
- 0201151 Gray Channel
- 0201152 Sandstone Channel

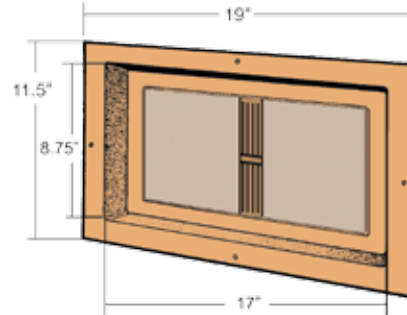


# Vents

Provides 72 sq in of air flow



- 0201137 Deluxe Vent w/Damper, Black



**NOTE:** To determine the number of vents: square footage divided by 150 = number of vents needed.



- 0201125 Universal Vent, Black
- 0201108 Universal Vent, Sand

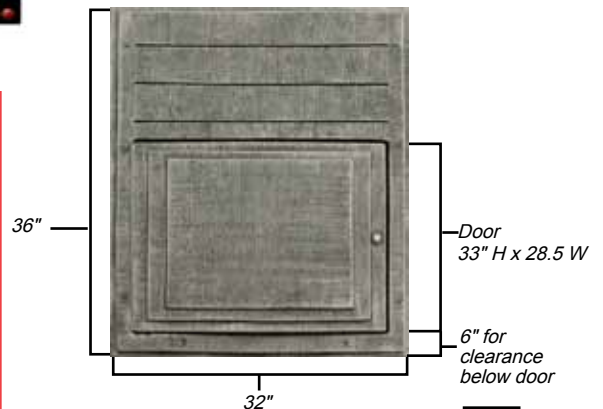


# Skirting Panels



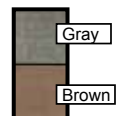
- 0201200 48" x 5' Brown Panel
- 0201201 48" x 5' Gray Panel
- 0201202 36" x 5' Brown Panel
- 0201203 36" x 5' Gray Panel
- 0201204 32" x 5' Brown Panel
- 0201205 32" x 5' Gray Panel

# Access Doors



- 0201207 Gray Access Door\*
- 0201206 Brown Access Door\*

Ships with keys stapled to rear of door.





Used Red



Red Blend



Used Buff



Buff Blend



Colonial White



Charcoal Brown



Canyon Gray

## Brick & Stone Skirting

Colors	Panels	Ledges	Corners
Used Red	<b>0200450</b>	<b>0200456</b>	<b>0200451</b>
Red Blend	<b>0200452</b>	<b>0200457</b>	<b>0200453</b>
Used Buff	<b>0200462</b>	<b>0200464</b>	<b>0200463</b>
Buff Blend	<b>0200469</b>	<b>0200471</b>	<b>0200470</b>
Colonial White	<b>0200458</b>	<b>0200460</b>	<b>0200459</b>
Char Brown	<b>0200485</b>		<b>0200486</b>
Canyon Gray "Stone"	<b>0200466</b>	<b>0200468</b>	<b>0200467</b>

**All the beauty of brick or stone without the high cost**

. . . In a variety of attractive styles



Not stocked at all locations.

Nailite will help you create an extraordinary look for your home. Authentic beauty so unexpected that everyone will believe it's real Hand-Laid Brick and Hand-Cut Stone. It performs beautifully because it is manufactured from extremely durable, long-lasting polypropylene.

Nailite can be used for skirting and as accents on exterior walls. Note: FHA approval depends on location of material being used.

### Chart for Nailite Skirting

Typical Home Size	8 x 32	8 x 35	12 x 50	12 x 55	12 x 60	12 x 70	14 x 60	14 x 65	14 x 70	14 x 76	14 x 80	16 x 70	16 x 80	24 x 50	24 x 60	24 x 65	24 x 70	28 x 45	28 x 50	28 x 55	28 x 60	28 x 65	28 x 70
Lin. Ft. (less hitch)	80	86	124	134	144	164	148	158	168	180	188	172	192	148	168	178	188	145	156	166	176	186	196

Aver. Height of Skirt	Number of 40" Nailite Panels Required																							
6"-18"	24	26	37	41	44	50	45	48	51	54	57	52	58	45	51	54	57	44	47	50	53	56	59	
19"-36"	48	52	74	82	88	100	90	96	102	108	114	104	106	90	102	108	114	88	94	100	106	112	118	
37"-54"	72	78	111	123	132	150	135	144	153	162	171	136	164	135	153	162	171	132	141	150	159	168	177	

NAILITE	Number of Pieces of Starter Strip and J Channels Required (12 ft. lengths)																						
	7	8	11	12	12	14	13	14	14	15	16	15	16	13	14	15	16	13	13	14	15	16	17

See vents on page 17

# Brick and Stone Skirting

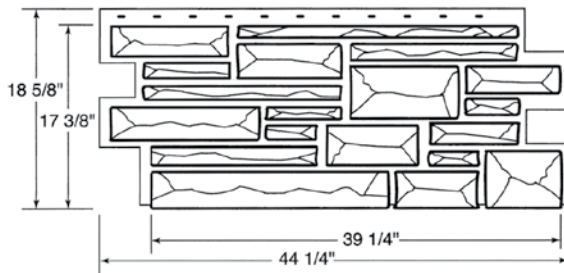


Nailite products are made with extremely durable, easy to clean polypropylene.  
*Not Available At All Locations*

**NAILITE™**

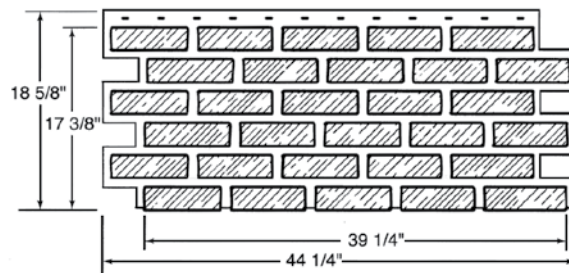
## Panels

### Hand-Cut Stone



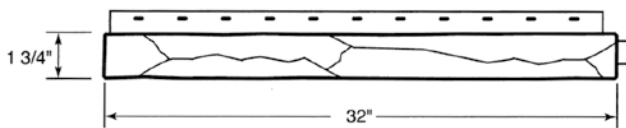
Carton weight: 10 lbs.; 10/Ctn.  
 Approx. linear ft. per carton: 26.75

### Hand-Laid Brick

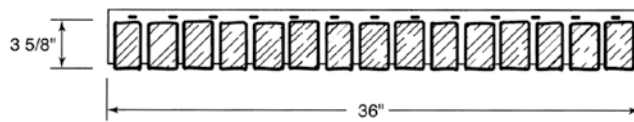


Carton weight: 12 lbs.; 10/Ctn.  
 Approx. linear ft. per carton: 30

## Ledge

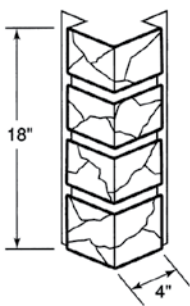


Carton weight: 10 lbs.; 10/Ctn.  
 Approx. linear ft. per carton: 26.75

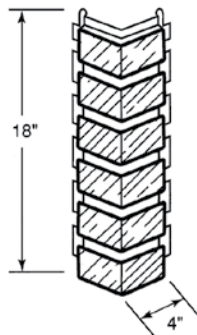


Carton weight: 12 lbs.; 10/Ctn.  
 Approx. linear ft. per carton: 30

## Corners (90° Outside Corner)



Carton weight: 11 lbs.;  
 10/Ctn; Lin. Ft./Ctn.: 15



Carton weight: 10 lbs.;  
 10/Ctn; Lin. Ft./Ctn.: 15

## Universal Starter Strip

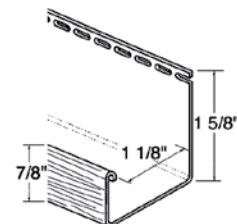
Galvanized Steel  
 Length: 10'  
 Linear Feet: 250  
 Carton weight: 39 lbs.; 25/Ctn.



Carton weight: 39 lbs.  
 Approx. linear ft. per carton: 30

## J-Channel

Matte Vinyl; 1 1/8" Opening  
 Length: 12' 6"  
 Linear Feet: 275  
 Carton weight: 38 lbs.; 40/Ctn.



**0200461**

## Mortar Fill Caulk



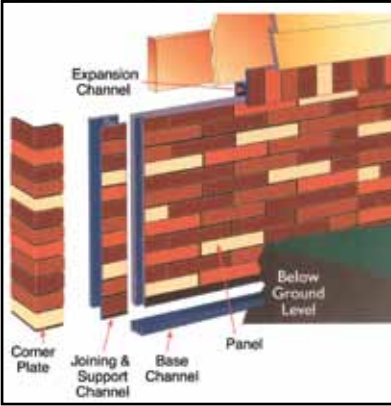
Cement gray caulk matches "mortar." Average job generally requires two tubes. Siliconized acrylic sealant repairs cracks in brick, mortar and any other cementitious surface. Mortar Seal is a flexible, weather resistant material that cures to a cement-like color. Can be cleaned with soap and water.

**0200480** 12/Ctn; Carton weight: 17 lbs.; Color: Mortar Line Gray



# R-COTEK

## BRICK, STUCCO AND STONE



Brown Brick



Gray Stone



Stucco

- ✓ Attractive, durable textured finishes
- ✓ 1-1/8" EPS foam panels are coated with SpaceGuard, a Class "A" fire rated masonry coating, installed with a self-supporting matching steel framework.
- ✓ Any home looks custom built
- ✓ Insulating: R-5 value
- ✓ Light weight
- ✓ Blow-out resistant
- ✓ Maintenance free
- ✓ Field and lab tested



**Steps**


See page A-30 for matching steps.



### Automatic Foundation Vents

*Saves energy!*

**0421280** Black Vent  
**0421281** Gray Vent  
**0421282** Brown Vent  
**0421283** White Vent



Brown Brick	30"	
Panels	0202051	
Corner Plates	0202060	
Join Support Channels	0202056	
Access Posts	0202045	
48" Expansion Channel	0202054	
12' Base Channel	0202041	
Gray Stone	30"	48"
Panels	0202030	0202032
Corner Plates	0202038	0202040
Join Support Channels	0202035	0202070
Access Posts	0202044	0202042
48" Expansion Channel	0202033	
12' Base Channel	0202041	
Stucco	24"	30"
Panels	0202015	0202016
Corner Plates	0202023	0202024
Join Support Channels	0202020	0202021
Access Posts	0202047	0202048
48" Expansion Channel	0202019	
12' Base Channel	0202041	

*\*Not Stocked at All Locations.*

# STONE SKIRT™

"The Ultimate Skirting"

the flexibility  
of skirting

the durability  
of perimeter  
foundations

the attractiveness  
of stone



**STONE SKIRT™**  
"The Ultimate Skirting"

**0201301 & 0201341** ———  
**StoneSkirt Unit**  
6 panel solid concrete  
perimeter block - sandstone



**0201344 Sill Block** ———  
16" x 4" x 4" - sandstone



**0201306 I-Beam** ———  
Aluminum I-Beam



**0201307** ———  
**Frame Bracket**  
Galvanized metal  
frame bracket secures  
StoneSkirt columns to  
the home



**0201310** ———  
**Angle Iron**  
Another method to  
support StoneSkirt  
columns



**0201332** ———  
**Concrete Adhesive**  
29 oz



- 0201301** Sandstone 24" x 8" x 2.5" Six-Panel Block Unit
- 0201341** Sandstone 16" x 8" x 2.5" Six-Panel Block Unit
- 0201344** Sandstone 16" x 4" x 4" Sill Block
- 0201306** Aluminum I-Beam
- 0201307** Frame Bracket or L Bracket
- 0201309** Base Block
- 0201310** Angle Iron
- 0201311** Manual Damper Vent, Brown
- 0201318** 24" x 24" Access Panel, Gray
- 0201320** 32" x 24" Access Panel, Gray
- 0201336** 32" x 24" Metal Access Panel, Gray
- 0201332** Concrete Adhesive 29 oz.

*\*Not Stocked at All Locations.*

## Access Panel

**0201320** Gray Access  
Panel, 32" x 24"



## Manual Damper Vent

**0201311** Vent, Brown



Outdoor  
Improvements

Anchors &  
Set-Up Material

Doors &  
Windows

Coatings &  
Cleaners

Appliances

Tools &  
Hardware

Carpet &  
Flooring

Electrical

Plumbing

Towing &  
Safety

Heating &  
Cooling

# CertainTeed Fiber Cement Skirting System

The look of textured stucco with the ease of skirting panels



## CertainTeed Skirting Parts

- |                                  |   |
|----------------------------------|---|
| <b>0200410</b> Panel 4' x 4'     | <b>0200404</b> Outside Corner Post        |
| <b>0200407</b> Panel 4' x 8'     | <b>0201066</b> Hardware Kit               |
| <b>0200401</b> Grd Channel, Gray | <b>0262635</b> Screw 8" x 1-1/4" /500 Box |
| <b>0200406</b> H-Channel, Gray   |   |

**Top Trim Mount: 11' 7.25"L**

**Top Trim Front: 11' 7.25"L**

- |                            |                            |
|----------------------------|----------------------------|
| <b>0200620</b> White       | <b>0200609</b> White       |
| <b>0200621</b> Pebblestone | <b>0200610</b> Pebblestone |
| <b>0200622</b> Gray        | <b>0200611</b> Gray        |
| <b>0200623</b> Sand        | <b>0200612</b> Sand        |
| <b>0200624</b> Cameo       | <b>0200613</b> Cameo       |

## CertainTeed Outperforms the Competition!

**Exclusive DuraPress®** embossing ensures product thickness consistency and authentic grains and textures, panel to panel, lot to lot.

**Superior resistance to damaging moisture -- no delamination ever.** 60% higher interlaminar bond strength versus the competition means no delamination guaranteed!

**Proven highest durability.** Fracture/brittleness tests prove it.

**CertainTeed's exclusive precure chamber stops chalking.**

**FiberTect™ Sealant saves money** because it penetrates into and bonds with Fiber Cement. Once the board is sealed, it requires 15% less paint than competitive panels.

**The longest paint "window" means greatest job site flexibility** - 24 months before a finish must be applied -- versus just the six months allowed by competitive siding manufacturers.

**Excellent safety from fire and wood-boring insects.** Class 1 (A) fire rating and are impervious to wood-boring insects like termites.

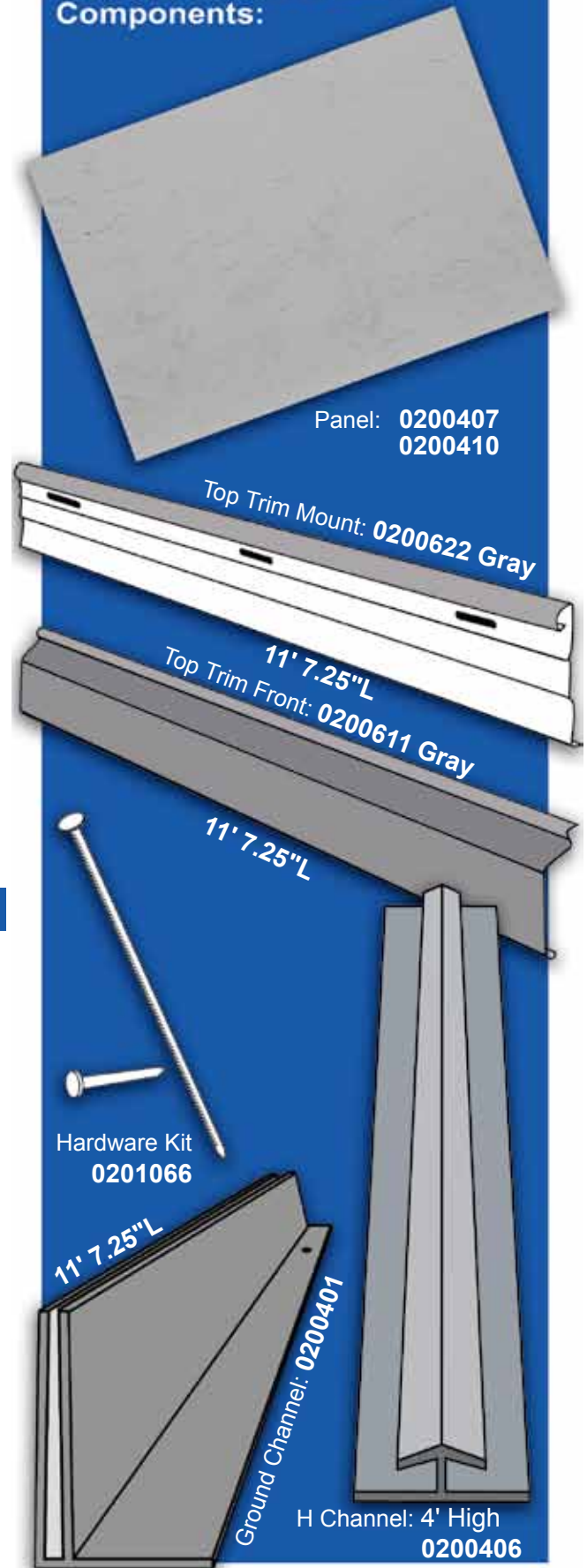
**Peace of mind with a solid warranty.** 50-year limited transferable warranty. And with CertainTeed's exclusive SureStart warranty protection, 100% of material and labors are covered during the SureStart period. (50-year warranty applies only if the product is installed according to installation instructions.)

## CertainTeed Banner

- 2' x 3' banner.
- **0265735**

Ask About Our  
**CertainTeed**  
Skirting

## CertainTeed Components:



See vents on page A-17



*Introducing one of the latest innovations in foundation systems!*



Item ID	Item Description	Size	Color
0200700	Rapid Wall Panel	4 x 12	white
0200701	Rapid Wall Trim Kit w/hardware		white
0200702	Rapid Wall Front Rail		white
0200703	Rapid Wall Ground Rail		white
0200704	Rapid Wall Back Rail		white
0200708	Rapid Wall Panel	4 x 12	gray
0200709	Rapid Wall Trim Kit w/hardware		gray
0200710	Rapid Wall Front Rail		gray
0200711	Rapid Wall Ground Rail		gray
0200712	Rapid Wall Back Rail		gray
0200716	Rapid Wall Panel	4 x 12	almond
0200717	Rapid Wall Trim Kit w/hardware		almond
0200718	Rapid Wall Front Rail		almond
0200719	Rapid Wall Ground Rail		almond
0200720	Rapid Wall Back Rail		almond
0201072	Hardware F/ Rapid Wall Skirting		N/A

- 1 Clean Concrete Foundation Like Appearance.**
- 2 Installs like traditional vinyl skirting. No special training required.**
- 3 4 ft. wide panels mean fast installation.**
- 4 EPS foam backing gives the panel R8 insulating value.**
- 5 Foam backing stiffens the panel and can be installed without framework in most cases.**
- 6 No special tools required for installation.**

See vents on page A-17

### Rapid Wall Calculation Chart

Skirting Panels Required										
Typical Home Size	14 x 70	14 x 80	16 x 70	16 x 80	24 x 60	24 x 65	24 x 70	28 x 65	28 x 70	32 x 70
Linear Feet Less Hitch	160	180	164	184	160	170	180	178	188	196
To 24 Inches	7	8	7	8	7	8	8	8	8	9
To 28 Inches	8	9	9	10	8	9	9	9	10	10
To 36 Inches	10	12	11	12	10	11	12	12	12	13
Trim Parts										
Top Front Rail	14	15	14	16	14	15	15	15	16	17
Top Back Rail	14	15	14	16	14	15	15	15	16	17
Ground Channel	14	15	14	16	14	15	15	15	16	17
Min # of Vents Required	10	10	10	10	12	12	14	14	16	18

# The PolyWall



- ✓ Designed for backfill application
- ✓ Green Friendly - Made of 100% recycled composite materials.
- ✓ Easy Installation – saves time and labor when compared to block.
- ✓ Stronger, lighter & more durable than concrete
- ✓ No complicated rail system to install
- ✓ Self-supporting structural wall
- ✓ Paintable
- ✓ Light weight – saves on shipping and handling
- ✓ UV stable
- ✓ Easy installation of vents
- ✓ Multiple types of access doors can be used

\*The PolyWall can allow a customized look to your home. Whether you prefer stucco, faux brick, or a simple latex paint application, the PolyWall system provides a solid surface for your desired application.

<sup>1</sup>Factor of safety of 3.0 applied to ultimate loads. Suitability of factor of safety for any specific purpose shall be reviewed and accepted by a registered design professional.





Allowable Loads <sup>1</sup>			
	Axial Strength (plf)	Transverse Strength (psf)	Transverse Stiffness (psf/in)
48" W x 40" H x 2" D	1877	48.7	37.3



- 0204019** Hardware Kit
- 0204020** Wall Panel  
48" W x 40" H x 2" D
- 0204021** Corner  
4" W x 40" H x 4" D

# Rock Face Panels

Good-looking, cost-effective and practical. Formed of durable, deep-stamped galvanized metal that deflects wind, helps reduce heat loss and keeps your under-home storage areas dry and clean. Easy and quick to install, virtually maintenance free! Lightweight, 28" x 59" panels may be installed with screws on a simple wooden frame. If, at a later time, your home is to be moved, just unfasten the panels and take them with you.



**0202200** 28" x 59"  
See vents on page A-17



# Amerimax


BUILDING PRODUCTS, INC.

Not Stocked At All Locations

## Steel Panels

36" x 96"; Approx. 34" Face Coverage

- 0207804** Colonial White
- 0207806** White
- 0207809** Rich Brown



## Aluminum Siding Panels

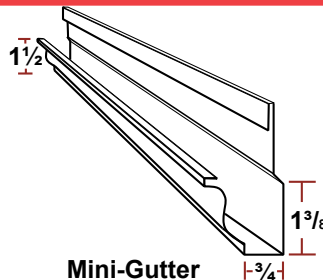
- 0207844** 48" x 96" Colonial White
- 0207845** 48" x 96" White



## Mini Gutter

14' Long

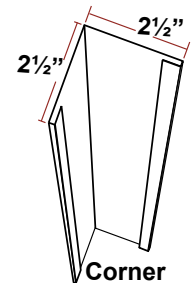
- 0207812** Colonial White
- 0207822** White
- 0207813** Rich Brown



## Outside Corner

96"; cedar embossed hem.

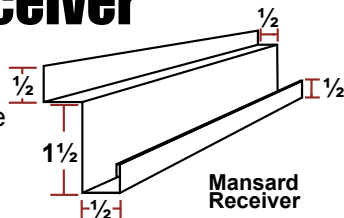
- 0207821** Colonial White
- 0207825** White
- 0207823** Rich Brown



## Mansard Receiver

14' Long

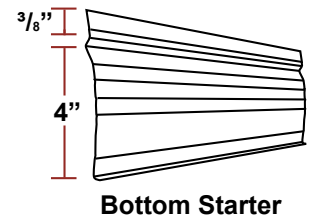
- 0207818** Colonial White
- 0207828** White
- 0207819** Rich Brown



## Bottom Starter

14' Long

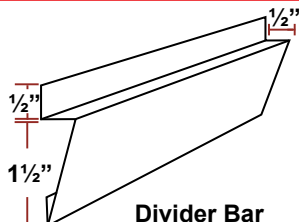
- 0207810** Colonial White
- 0207820** White
- 0207811** Rich Brown



## Divider Bar

14' Long

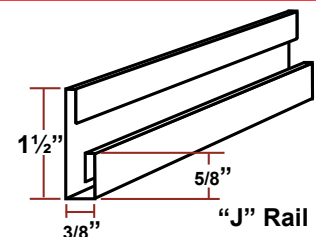
- 0207814** Colonial White
- 0207824** White
- 0207815** Rich Brown



## J-Rail

12' Long

- 0207816** Colonial White
- 0207826** White





## Premium Dutch Lap Vinyl Siding

A home could be the largest investment many people will make. With that being said, it is important for the home owner to invest in products that will preserve the appearance of the home. Adding Elixir vinyl siding is just the product for that task. Our vinyl will help maintain that needed "curb appeal" and will also help protect the value of the homeowner's investment.

Produced in Tuscumbia, Alabama - our vinyl siding is held up to the most ardent quality standards. Our siding product is engineered for longevity and carries a 50 year warranty. It won't dent, rust, peel, chip, fade, blister, pit, or warp. Elixir vinyl siding is virtually maintenance free.

	White	Clay	Gray
D4.5 Dutchlap Siding	<b>0207951</b>	<b>0207952</b>	<b>0207953</b>
1/2" J-Channel	<b>0207960</b>	<b>0207961</b>	<b>0207962</b>
3/4" J-Channel	<b>0207967</b>	<b>0207968</b>	<b>0207969</b>
Outside Corner, 10'	<b>0207957</b>	<b>0207958</b>	<b>0207956</b>
D5 Soffit, Vented	<b>0207971</b>		
D5 Soffit, Solid	<b>0207972</b>		
Window Door Trim, 8'	<b>0207955</b>		
Vinyl Starter Strip	<b>0207975</b>		
PVC Trim Coil	<b>0207976</b>		
Utility Trim	<b>0207977</b>		

*Not Stocked At All Locations*



### Dutch Lap Siding Advantages

- Integrated Panel Locking System**  
Allows for secure no-hassle panel joining
- Deep Embossing**  
A deep embossing provides for a uniform and rich texture
- Sturdy Wall Thickness**
- Generous Lap Height**
- Consistent Color**  
Available in 100% virgin vinyl uniform color throughout
- Soffit and Accessories Available**


## The Sider

Quickly and accurately replaces chalk lines, squares and straight edges. Fits in pocket, only 4".

Use it as a scribe or square to mark or score precise lines...  
or

Go straight to cutting with your utility knife in the precisely marked 1/8" holes.

**0381003**



**Save up to 3 hours on every job!**



## Pro Snap-Lock Punch Tool

For vinyl only; 1/2" throat depth. Produces wider, more secure locking tab projections.

**0380105**



## SideSwiper®

*Saves time!*

Unique offset design makes work more accessible so you can work faster and safer. Wider body and comfortable vinyl-grip handle conforms to your hand, protects knuckles and gives you greater leverage and control when replacing siding panels. Durable one-piece, spring steel construction is virtually indestructible. 6/Ctn.

**0381002**



### Using the SideSwiper



Wedge tip under the bottom end of overlapping panel and hook on the back lip of buttlock in one easy motion.

Pull downward on SideSwiper's® handle and slide row of siding panel to disengage lock and expose nail row of sliding panel to be replaced.

Use in the same manner to install replacement panel.

## Metal Shears

Drop-forged, heavy duty, 12-3/4" long.

**0381004**



## Snap-Lock Punch Tool

For vinyl and aluminum; 3/8" throat depth.

**0380104**



## Aluminum Handled Snips

New design! Handle gives strength of steel with only half the weight. Straight cuts through the hardest sheet metal (even seams) and vinyl. Long-life pressure fit inset steel blades are easy to replace and extended tips reach all the way into corners. Larger handle loops accommodate gloves. 3" cut, weighs only 1 lb., 12" long.

**0381012** M12N Snips

**0381014** Rpl. Blade for M12N Snips



Specifications Subject to Change without Notice

Colors are only approximations. See your sales rep for actual samples.

**A-16**

Outdoor  
Improvements

Anchors &  
Set-Up Material

Doors &  
Windows

Coatings &  
Cleaners

Appliances

Tools &  
Hardware

Carpet &  
Flooring

Electrical

Plumbing

Towing &  
Safety

Heating &  
Cooling



## PolyClip

PolyVulc has pioneered the way for skirting attachments with the new PolyClip.



- **Durable**
- **Doesn't Degrade**
- **Made from 100% Recycled Materials**
- **Easily Attaches to the Rim Joist of House**

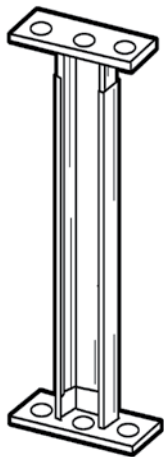
Item #	Description
0201075	PolyClips®, Bag of 50
<b>Additional Supplies Needed</b>	
0380108	5/32" Drill Bit For Steel, Pk Of 12
0390608	6" Bit Holder
0263050	1/2" Sheet Metal Screws, Box of 500
0263102	1" Sheet Metal Screws, Box of 500
0263043	3/4" Self Tap Screws, Box of 100

Used for installation of skirting to vinyl sided houses to comply with HUD Code 3285.

Innovation Through Recycling  
100% Recycled Materials



## Adjustable Skirting Studs



- ◆ Fast and easy installation
- ◆ Works in a variety of positions
- ◆ Adjusts to proper height in seconds
- ◆ No sawing, measuring or toe nailing
- ◆ Automatically adjusts to freeze & thaw
- ◆ Prevents blow-offs
- ◆ Made of durable galvanized steel

Adjustable bracing support behind vinyl skirting. The top of the stud attaches to the rim of the home, while the bottom attaches to the ground with spikes or rebar. Design allows panels to be attached directly to the studs, which adjust with any ground movement.

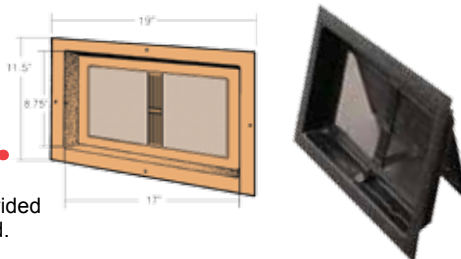
**0200825** Stud 24" - 40"  
**0200826** Stud 40" - 72"

## Vent with Adjustable Damper

Provides 72 sq. in. of air flow

**0201137** Deluxe Vent w/Damper, Black

**NOTE:** To determine the number of vents needed: square footage divided by 150 = number of vents needed.



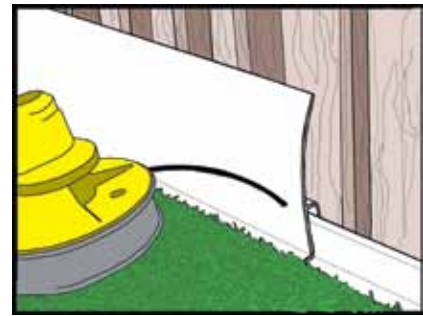
## Open Vent

Provides 72 sq. in. of air flow

**0201125** Universal Vent, Black  
**0201108** Universal Vent, Sand



## Skirt-Guard



**From this... to this... in a snap!**

Snaps right on to existing bottom track to hide and/or protect from string trimmer damage. UV protected vinyl is thicker and smoother than ordinary skirting with no edges for trimmer to catch on; even butt joints are smooth. Hides damage up to 4" high. Can be trimmed to bend to both outside and inside corners. Patented design keeps top edge snug -- will not blow out or collect debris. White color only.

**0200900** 7' Sections; 30/Box

## Automatic Foundation Vents

*Saves energy!*




- Automatically opens at 70°, closes at 40°
- Bi-metal coil fully enclosed in patented protection
- High-density thermo plastic construction
- Stainless steel and corrosion resistant metal parts
- Heavy-duty aluminum mesh screen in front and back
- Fits standard 8" x 16" vent openings
- Limited lifetime warranty
- 65 sq. in. net free area

**0421280** Black  
**0421282** Brown

**0421281** Gray  
**0421283** White



Frame and door fit securely into wall, and access is equally well designed.



Just pull door open at the top and lift out of frame. When finished replace and lock door for complete security.



## Elixir Crawlspace Doors

It's important to have access to the crawlspace under the home on a regular basis for:

- ◆ Plumbing Repair
- ◆ Insect and Vermin Inspection
- ◆ Standing Water Awareness
- ◆ Insulation Maintenance

The crawlspace doors currently on the market tend to rust, which not only causes an eyesore, it prevents the latches and hinges from functioning.

The new Elixir Crawlspace Doors and surround are made of sturdy aluminum, so they never rust. The core of the door can be removed from the frame to aid in accessing the crawlspace, while light enough to make the job easy.

The latching system is simple, yet effective, and allows the option of padlocking the door for security and safety. Installers and suppliers love this product and so will you!

## Quality Homes Demand a Quality Crawlspace Door

### Elixir Crawlspace Doors Feature:

- ◆ Rust Resistant Construction
- ◆ Removable Door for Easy Access
- ◆ Security from Intruders and Vermin
- ◆ Can be Mounted Flush or Recessed
- ◆ Aesthetically Appealing
- ◆ Safe and Easy to Handle
- ◆ Energy Efficiency

Elixir Crawlspace Doors	
Item #	Dimensions
0212300	24"W x 24"H
0212301	32"W x 24"H
0212302	32"W x 32"H

Special sizes available upon request.



## Plastic – No Rust or Rot Crawlspace Doors & Vents for Homes (New Construction & Replacement)

Easy Access • Modular Use • Can Be Painted

**Flood Vents:**  
Certified To Meet FEMA Flood Zone Requirements  
Increased Net Free Air Size Save Money On Flood Insurance!

Item No.	Opening Sizes	Non Eng.	Eng.	Net-Free Air
0212310	12" X 20"	240	380	220
0212311	12" X 32"	384	610	353
0212312	16" X 16"	256	410	235
0212313	16" X 24"	384	610	353
0212314	16" X 32"	512	810	471
0212315	20" X 32"	640	1,020	589
0212316	24" X 24"	576	920	530
0212317	24" X 36"	864	1,380	795

Removable cover, louver and screen



**Air Vents Reduce: Moisture, Mold, Radon & Odors  
Increased Net Free Air Size & Fewer Vents are Required!**